



## IM-100CNE (-23) Ice Cube Maker

### Product Description

The IM-100CNE (-23) is a self-contained under counter Cube Ice Maker. It is suitable for placement under bars and food servicing countertops. Produces up to 95 kg per 24 hours and has a storage capacity of 38 kg.




- A closed water circuit offers the ultimate contamination protection, by reducing the number of points at which impurities can enter the ice making process.
- Hoshizaki ice makers are micro computer controlled, controlling the ice making process to perform at its best under varying circumstances, without having to make physical adjustments.
- A stainless steel exterior provides a hygienic and high quality finish.
- Foam injected polyurethane for insulation (HFC free), helps preserve the quality and consistency of the ice produced, reducing the number of production cycles.
- An easily cleanable air filter allows end users to carry out a routine cleaning schedule, extending product life expectancy and reducing the frequency and costs of maintenance call-outs.

### Available Models

IM-100CNE (Air cooled)
IM-100CNE-23 (Air cooled)

### Ice Cubes

Model	Size	Shape
IM-100CNE	Cube Approx. 28 x 28 x 32mm	
IM-100CNE-23	Cube Approx. 28 x 28 x 23mm	

### Bins

Model	Type of Bin	Bin Capacity
IM-100CNE (-23)	Self contained	Approx. 38kg

### Production

Model	Ice Production per 24h	Temperature	Ice Production per Cycle	Water Consumption per 24h
IM-100CNE	Approx. 85kg Approx. 83kg Approx. 73kg	AT.10°C, WT.10°C AT.21°C, WT.15°C AT.32°C, WT.21°C	Approx. 1,8kg/80.pcs	Approx. 0,42m³ Approx. 0,20m³ Approx. 0,18m³

**Telephone: 08448001333 (Office) 03448001555 (Service)**

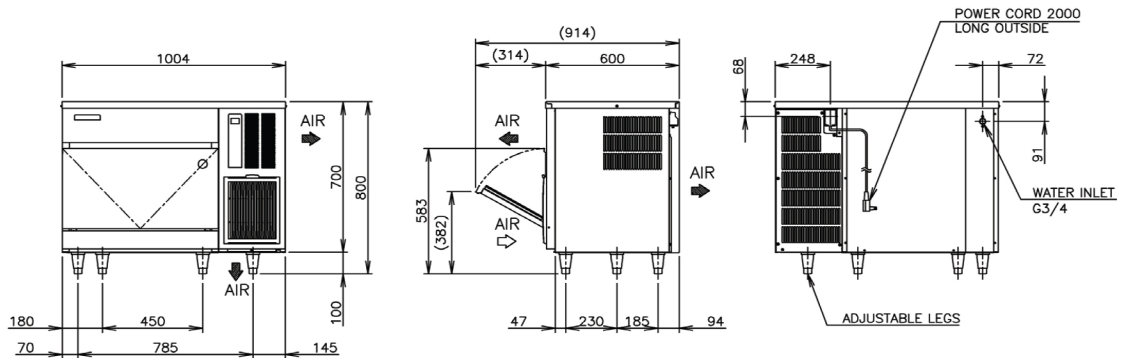
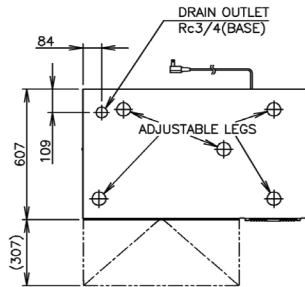
**Email: [sales@sxhire.co.uk](mailto:sales@sxhire.co.uk)**

**Address: SXHIRE, Essex House, 21 Eastways, Witham, Essex, CM8 3YQ**



## IM-100CNE (-23) Ice Cube Maker

IM-100CNE



Specification	IM-100CNE
Ac Supply Voltage	1 PHASE 220-240V 50Hz
Amperage (AT.32°C, WT.21°C)	4.1A
Starting Amperage	19A
Electric Consumption (AT.32°C, WT.21°C)	630W
Freeze Cycle Time (AT.21°C, WT.15°C)	Approx. 29min
Exterior	Stainless Steel, Galvanized Steel (Rear)
Insulation Foam Blowing Agent	Water Blown
Connections - Electric	Y-Type Con.
Connections - Water Supply	Inlet G3/4 (connected at rear side)
Connections - Drain	Outlet Rc3/4 (connected at bottom)
Ice Making System	Cell type
Harvesting System	Hot Gas Defrost
Condenser	Air-cooled
Heat Rejection (AT.32°C, WT.21°C)	1180W (1015kcal/h)
Evaporator	Tin-plated Copper Tube on Sheet and Cells
Refrigerant Control	Thermostatic Expansion Valve
Refrigerant Charge	R134a
Bin Control System	Microswitch with Time Delay
Ice Making Control System	Thermistor, Timer
Electrical Protection	Class I Appliance, 5A Fuse
Compressor Protection	Auto- reset Overload Protector
Ice Maker Protection	Interlock by Controller Board
Dimensions Product excl. Packaging	1004 x 600 x 800 (W x D x H, mm)
Dimensions Product incl. Packaging	1110 x 700 x 890 (W x D x H, mm)
Weight Gross / Net	90kg / 77kg

Operation Conditions	
Ambient Temperature	1 - 40°C
Water Supply Temperature	5 - 35°C
Water Supply Pressure	0,07-0,78MPa (0,7-8bar)
Voltage Range	Rated Voltage ±6%

Accessories
Scoop
Leg
Installation Kit